



Sommer
by Barwick

January 2012

Value Design Quality

Value, design & quality are at the heart of the Sommer range.

Each product will give you a lifetime of enjoyment with premium features and superb looks.

Choose Sommer for an affordable shower solution that will bring the best out of your bathroom space.

bclean^{*}

b clean is a feature of all glass on all Sommer products.

With this clever finish water rolls off the glass, taking with it any other dirt, oil or grime, preventing build up.

How it works

Under a microscope normal glass has an uneven surface so limescale moisture and grime will build up. b clean creates a barrier with an even surface that repels this build up.

Kinder to the Environment

b clean will save you time, and is also kind to the environment. It reduces the frequency of cleaning by half and your enclosure, wetroom or screen will not require harsh abrasive cleaning chemicals, which can be damaging to the environment.

Cleaning made easy...




Without b clean



With b clean

...saving you time

Zamori[™]



Shower Trays

Zamori Shower Trays are the perfect companion to your Sommer Showers or Walk-in. You will find suitable Zamori trays listed with each enclosure in addition to a complete list of shower trays on page 16.

- Low profile to give you that contemporary look
- Strong & Durable
- A huge variety of sizes
- Turbo Shower Waste
- Panel & Legset

If you are unable to run your waste pipe under the floor, Zamori offer a panel and legset to allow you to raise the tray up by 100mm. See page 16 for more information.





Sommer
by Barwick

Enclosures

Quadrant - Double Door	4
Quadrant - Single Door	6
Pivot Door	8
Sliding Door	10
Bi-Fold Door	12

Wetrooms

Wetrooms & Walk-ins	14
---------------------	----

Shower Trays

Shower Trays	16
--------------	----

Shower Baths & Screens

L Shaped Shower Bath	18
P Shaped Shower Bath	18
Half Radius Bath Screen	19
Square Bath Screen	19

Sommer Lifetime Guarantee

All Sommer enclosures, wetrooms and screens are backed up with a lifetime guarantee.





Sommer
by Barwick

Quality Specifications

- Toughened safety glass (6mm)
- Height: 1850mm
- Power shower proof
- Smooth sliding opening action
- Spring loaded runners that clip-off & clip-on for easy cleaning
- Magnetic seals
- b clean - Easy clean glass
- Lifetime guarantee
- Adjustment for easy & secure fixing (see page 19 for full details)
- Chrome finish
- Chrome finish top cover caps
- Offset Quadrant can be installed in left or right hand situation

Quadrant - Double Door



Quadrant Enclosure - Double Door (550mm Radius)

Code	Dimensions	£ inc VAT
SO01	800 x 800mm	£305.04
SO02	900 x 900mm	£305.04



Offset Quadrant Enclosure - Double Door (550mm Radius)

Code	Dimensions	£ inc VAT
SO03	900 x 760mm	£317.06
SO04	1000 x 800mm	£345.60
SO05	1200 x 800mm	£361.01
SO06	1200 x 900mm	£367.03



Concealing strip This optional item allows you to conceal all fixings on the inside of the enclosures profiles.

Code	Description	£ inc VAT
SO47	Fixing Concealing Strip (x2)	£30.75

Wall Extension Profile This allows you to add 25mm to each wall profile if required.

Code	Description	£ inc VAT
SO49	Wall Extension Profile	£27.00



Shower Trays (35 mm high)

Quadrant Shower Tray (550mm Radius)

Code	Dimensions	£ inc VAT
Z1192	800 x 800mm	£129.00
Z1193	900 x 900mm	£149.00



Right Hand



Left hand

Offset Quadrant Shower Tray (550mm Radius)

Code	Dimensions	£ inc VAT
Z1195	900 x 760mm - Left Hand	£199.00
Z1196	900 x 760mm - Right Hand	£199.00
Z1199	1000 x 800mm - Left Hand	£179.00
Z1200	1000 x 800mm - Right Hand	£179.00
Z1201	1200 x 800mm - Left Hand	£199.00
Z1202	1200 x 800mm - Right Hand	£199.00
Z1203	1200 x 900mm - Left Hand	£209.00
Z1204	1200 x 900mm - Right Hand	£209.00



Turbo Shower Waste (90mm)

Code	Dimensions	£ inc VAT
Z1205	90mm Shower Waste	£19.00



Shower Tray Leg Sets & Panels

Allows you to raise the shower tray by 100mm for installations where the waste cannot be run under the floor (see page 14 for details)

Code	Description	£ inc VAT
ZP4	Panel Kit D	£30.00
ZP5	Panel Kit E	£45.00
ZL4	Leg Set 4	£55.00
ZL3	Leg Set 3	£30.00

Panel D & Leg Set 4 are suitable for Quadrant Trays

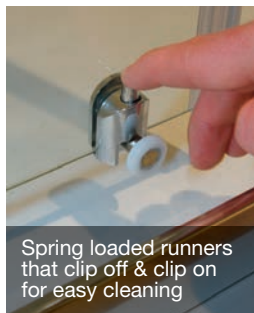
Panel E & Leg Set 3 are suitable for Offset Quadrant Trays



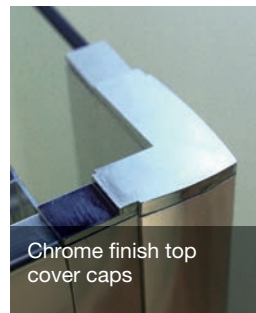
Quadrant - Double Door




Offset Quadrant - Double Door (RH Illustrated)



Spring loaded runners that clip off & clip on for easy cleaning



Chrome finish top cover caps



Stylish handle outside and chrome knob inside the enclosure

bclean*

Cleaning made easy

b clean is a feature of all glass on all Sommer products.



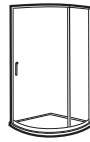


Sommer
by Barwick

Quality Specifications

- Toughened safety glass (6mm)
- Height: 1850mm
- Power shower proof
- Smooth sliding opening action
- Spring loaded runners that clip-off & clip-on for easy cleaning
- Magnetic seals
- b clean - Easy clean glass
- Lifetime guarantee
- Adjustment for easy & secure fixing (see page 19 for full details)
- Chrome finish
- Chrome finish top cover caps
- Can be fitted with left hand or right hand opening

Quadrant - Single Door



Quadrant Enclosure - Single Door

Code	Dimensions	£ inc VAT
SO07	900 x 900mm	£412.42

Only suitable for shower tray shown below



Concealing strip This optional item allows you to conceal all fixings on the inside of the enclosures profiles.

Code	Description	£ inc VAT
SO48	Fixing Concealing Strip (x2)	£30.75

Wall Extension Profile This allows you to add 25mm to each wall profile if required.

Code	Description	£ inc VAT
SO49	Wall Extension Profile	£27.00



Shower Tray (45 mm high)*

Code	Dimensions	£ inc VAT
2522	900 x 900mm	£193.88



Turbo Shower Waste (60mm)

Code	Description	£ inc VAT
STW3M	50mm Shower Waste	£14.65

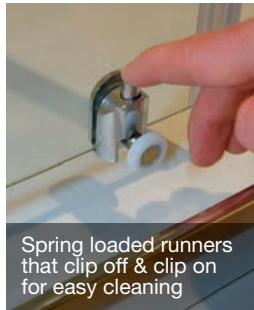
*The Single Door Quadrant is suitable only for the shower tray shown above (2522). This is not a Zamori branded tray. No leg set and panel kit available



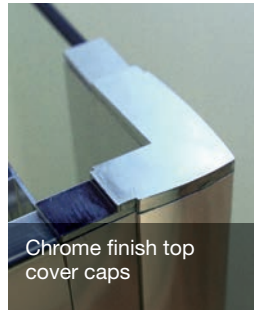
Quadrant - Single Door




Can be installed with door opening to left or right



Spring loaded runners that clip off & clip on for easy cleaning



Chrome finish top cover caps



Stylish handle outside and chrome knob inside the enclosure

bclean*

Cleaning made easy

b clean is a feature of all glass on all Sommer products.





Quality Specifications

- Toughened safety glass (6mm)
- Height: 1850mm
- Smooth pivoting opening action
- Magnetic seals
- b clean - Easy clean glass
- Lifetime guarantee
- Adjustment for easy & secure fixing (see page 19 for full details)
- Chrome finish
- Chrome finish top cover caps
- Can be installed with door opening to left or right

Pivot Door



Pivot Door

Code	Dimensions	£ inc VAT
SO21	760mm	£221.40
SO22	800mm	£221.40
SO23	900mm	£240.71



Side Panel

Code	Dimensions	£ inc VAT
SO32	700mm	£184.50
SO33	760mm	£184.50
SO34	800mm	£184.50
SO35	900mm	£184.50



Concealing strip

This optional item allows you to conceal all fixings on the inside of the enclosures profiles.

Code	Description	£ inc VAT
SO47	Fixing Concealing Strip (x2)	£30.75

Wall Extension Profile

This allows you to add 25mm to each wall profile if required.

Code	Description	£ inc VAT
SO49	Wall Extension Profile	£27.00



Shower Tray (35mm high)

Code	Dimensions	£ inc VAT
Z1159	760 x 760mm	£89.00
Z1160	800 x 800mm	£105.00
Z1161	900 x 900mm	£145.00
Z1163	900 x 760mm	£139.00
Z1164	900 x 800mm	£149.00

For many other shower tray options see page 16



Turbo Shower Waste (90mm)

Code	Dimensions	£ inc VAT
Z1205	90mm Shower Waste	£19.00



Shower Tray Leg Sets & Panels

Allows you to raise the shower tray by 100mm for installations where the waste cannot be run under the floor (see page 16 for details)


Code	Description	£ inc VAT
ZP1	Panel Kit A	£50.00
ZL1	Leg Set 1	£25.00



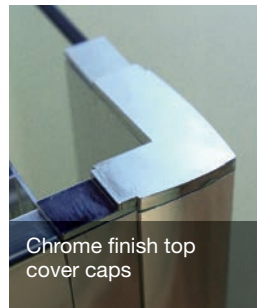
Pivot Door & Side Panel




Pivot Door in Alcove Situation



Smooth pivoting opening action



Chrome finish top cover caps



Stylish handle outside and chrome knob inside the enclosure

bclean^{*}
Cleaning made easy
 b clean is a feature of all glass on all Sommer products.

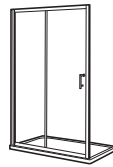




Quality Specifications

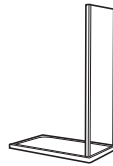
- Toughened safety glass (6mm)
- Height: 1850mm
- Power shower proof
- Smooth sliding opening action
- Spring loaded runners that clip-off & clip-on for easy cleaning
- Magnetic seals
- b clean - Easy clean glass
- Lifetime guarantee
- Adjustment for easy & secure fixing (see page 19 for full details)
- Chrome finish
- Chrome finish top cover caps
- Can be installed with door opening to left or right

Sliding Door



Sliding Door

Code	Dimensions	£ inc VAT
SO10	1000mm	£284.03
SO11	1100mm	£286.04
SO12	1200mm	£301.97
SO14	1400mm	£320.93
SO15	1500mm	£342.62
SO16	1600mm	£359.45
SO17	1700mm	£385.33



Side Panel

Code	Dimensions	£ inc VAT
SO32	700mm	£184.50
SO33	760mm	£184.50
SO34	800mm	£184.50
SO35	900mm	£184.50



Concealing strip This optional item allows you to conceal all fixings on the inside of the enclosures profiles.

Code	Description	£ inc VAT
SO47	Fixing Concealing Strip	£30.75

Wall Extension Profile This allows you to add 25mm to each wall profile if required.

Code	Description	£ inc VAT
SO49	Wall Extension Profile	£27.00



Shower Tray (35mm High)

With Offset Waste

Code	Dimensions	£ inc VAT
Z1165	1000 x 700mm	£159.00
Z1166	1000 x 760mm	£159.00
Z1167	1000 x 800mm	£159.00
Z1168	1000 x 900mm	£179.00
Z1169	1100 x 700mm	£169.00
Z1170	1100 x 760mm	£169.00
Z1171	1100 x 800mm	£169.00
Z1172	1100 x 900mm	£199.00
Z1173	1200 x 700mm	£169.00



With Central Waste

Code	Dimensions	£ inc VAT
Z1174	1200 x 760mm	£169.00
Z1175	1200 x 800mm	£179.00
Z1176	1200 x 900mm	£189.00
Z1230	1200 x 1000mm	£229.00
Z1177	1400 x 800mm	£249.00
Z1178	1400 x 900mm	£249.00
Z1179	1500 x 700mm	£299.00
Z1180	1500 x 760mm	£299.00
Z1181	1500 x 800mm	£299.00
Z1182	1600 x 700mm	£349.00
Z1231	1600 x 800mm	£349.00
Z1232	1600 x 900mm	£349.00
Z1183	1700 x 700mm	£349.00
Z1184	1700 x 760mm	£349.00
Z1185	1700 x 800mm	£349.00

For many other shower tray options see page 16



Turbo Shower Waste (90mm)

Code	Description	£ inc VAT
Z1205	90mm Shower Waste	£19.00



Shower Tray Leg Sets & Panels

Allows you to raise the shower tray by 100mm for installations where the waste cannot be run under the floor (see page 16 for details)

Code	Description	£ inc VAT
ZP1	Panel Kit A	£50.00
ZP2	Panel Kit B	£50.00
ZL1	Leg Set 1	£25.00
ZL2	Leg Set 2	£45.00

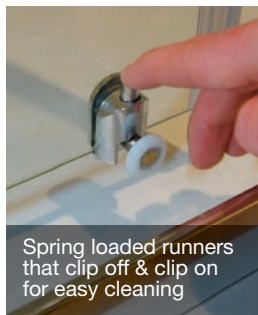
Panel A & Leg Set 1 are suitable for 1000mm trays
Panel B & Leg Set 2 are suitable for 1100, 1200, 1400, 1500, 1600 & 1700mm trays



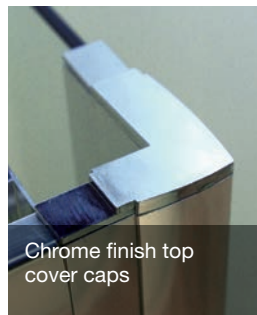
Sliding Door & Side Panel




Sliding Door in Alcove



Spring loaded runners that clip off & clip on for easy cleaning



Chrome finish top cover caps



Stylish handle outside and chrome knob inside the enclosure

bclean*

Cleaning made easy

b clean is a feature of all glass on all Sommer products.

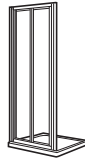




Quality Specifications

- Toughened safety glass (6mm)
- Height: 1850mm
- Power shower proof
- Smooth sliding opening action
- Inward opening door - perfect for when space is limited
- Magnetic seals
- b clean - Easy clean glass
- Lifetime guarantee
- Adjustment for easy & secure fixing (see page 19 for full details)
- Chrome finish
- Chrome finish top cover caps
- Can be installed with door opening to left or right

Bi-Fold



Bi-Fold Door

Code	Dimensions	£ inc VAT
SO27	760mm	£270.60
SO28	800mm	£270.60
SO29	900mm	£293.60



Side Panel

Code	Dimensions	£ inc VAT
SO32	700mm	£184.50
SO33	760mm	£184.50
SO34	800mm	£184.50
SO35	900mm	£184.50



Concealing strip This optional item allows you to conceal all fixings on the inside of the enclosures profiles.

Code	Description	£ inc VAT
SO47	Fixing Concealing Strip	£30.75

Wall Extension Profile This allows you to add 25mm to each wall profile if required.

Code	Description	£ inc VAT
SO49	Wall Extension Profile	£27.00



Shower Tray (35mm high)

Code	Dimensions	£ inc VAT
Z1159	760 x 760mm	£89.00
Z1160	800 x 800mm	£105.00
Z1161	900 x 900mm	£145.00
Z1163	900 x 760mm	£139.00
Z1164	900 x 800mm	£149.00

For many other shower tray options see page 16



Turbo Shower Waste (90mm)

Code	Description	£ inc VAT
Z1205	90mm Shower Waste	£19.00



Shower Tray Leg Sets & Panels

Allows you to raise the shower tray by 100mm for installations where the waste cannot be run under the floor (see page 16 for details)

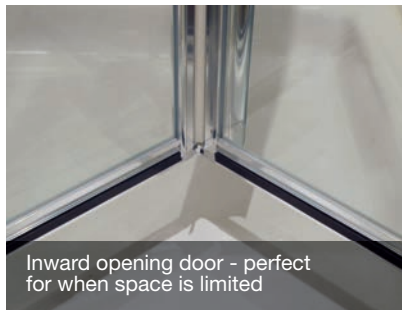
Code	Description	£ inc VAT
ZP1	Panel Kit A	£50.00
ZL1	Leg Set 1	£25.00




Bi-Fold Door in Alcove



Bi-Fold Door & Side Panel



Inward opening door - perfect for when space is limited



Chrome finish top cover caps

bclean^{*}
Cleaning made easy
 b clean is a feature of all glass on all Sommer products.

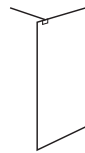




Quality Specifications

- Toughened glass (8mm)
- Height: 2000mm
- b clean - Easy clean glass
- Lifetime guarantee
- Chrome finish profile
- Adjustable support arm supplied with every panel
- Wall profile supplied with every panel
- Adjustment for easy & secure fixing (see page 19 for full details)
- Floor to ceiling post option
- Floor channel option

Wet Rooms & Walk-ins



Glass Panel

Complete with:

- Adjustable support arm (1m)
- Wall Profile

Code	Dimensions	£ inc VAT
SO38	700mm	£246.40
SO39	760mm	£255.35
SO40	800mm	£262.92
SO41	900mm	£279.90
SO42	1000mm	£297.12
SO43	1100mm	£313.97
SO44	1200mm	£331.00

Options

Code	Description	£ inc VAT
SO45	Floor to Ceiling Post (Max Height 2.6m)	£102.48
SO46	Floor Channel	£22.96



Walk-in Shower Tray (35mm High)

Code	Dimensions	£ inc VAT
Z1186	1400 x 900mm	£299.00
Z1187	1600 x 800mm	£349.00
Z1188	1700 x 800mm	£349.00

For many more tray options see page 16



Rectangular Shower Tray (35mm high)

Code	Dimensions	£ inc VAT
Z1179	1500 x 700mm	£299.00
Z1180	1500 x 760mm	£299.00
Z1181	1500 x 800mm	£299.00
Z1182	1600 x 700mm	£349.00
Z1231	1600 x 800mm	£349.00
Z1232	1600 x 900mm	£349.00
Z1183	1700 x 700mm	£349.00
Z1184	1700 x 760mm	£349.00
Z1185	1700 x 800mm	£349.00
Z1245	1800 x 900mm	£419.00

For many tray options see page 16



Turbo Shower Waste (90mm)

Code	Description	£ inc VAT
Z1205	90mm Shower Waste	£19.00



Shower Tray Leg Sets & Panels

Allows you to raise the shower tray by 100mm for installations where the waste cannot be run under the floor (see page 16 for details)

Code	Description	£ inc VAT
ZP1	Panel Kit A	£50.00
ZP2	Panel Kit B	£50.00
ZL1	Leg Set 1	£55.00
ZL2	Leg Set 2	£45.00

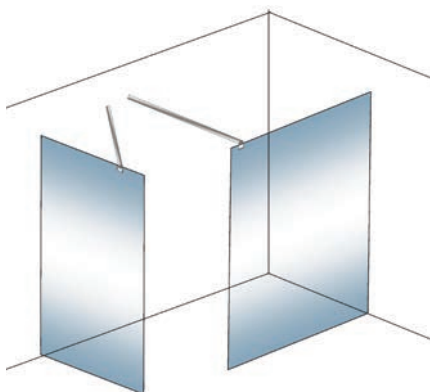
Panel A & Leg Set 1 are suitable for 1000mm trays

Panel B & Leg Set 2 are suitable for 1100, 1200, 1400, 1500, 1600 & 1700mm trays and walk-in trays

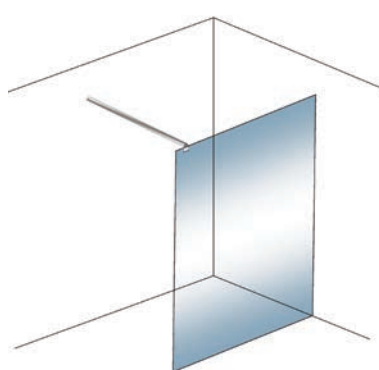
Popular Wetroom ideas!

Sommer wetroom glass panels are highly versatile and can be installed in many configurations. Some of the most popular wetroom installations are demonstrated below.

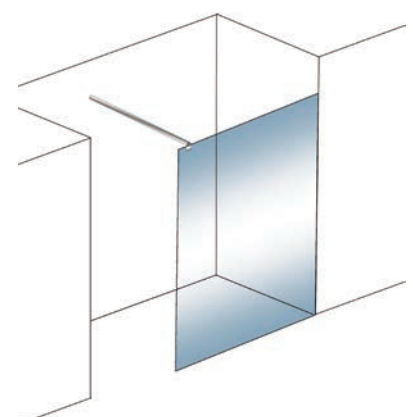
Fit any of these ideas with the support arm as illustrated or upgrade to the floor to ceiling post as a unique style option that also provides strength to your installation.



Two Panels in a corner




One Panel in a corner




One Panel in a alcove



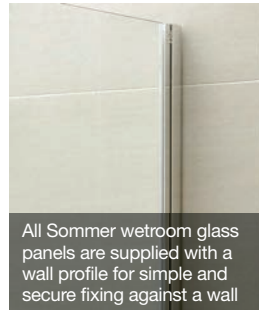
Wetroom in a corner with floor to ceiling post




Wetroom panel with 2 x floor to ceiling post



The floor channel option provides a stylish seal between glass and floor tray



All Sommer wetroom glass panels are supplied with a wall profile for simple and secure fixing against a wall



Every Sommer glass panel is supplied with an adjustable support arm.

bclean*

Cleaning made easy

b clean is a feature of all glass on all Sommer products.



35mm High Shower Trays from Zamori

- 35mm high shower trays for that contemporary look
- High quality acrylic finish
- A huge variety of sizes
- Turbo shower waste
- Panel & Leg set available for all trays.
For availability see letter & number in brackets against each tray
- Zamori 35mm trays are acrylic capped with a rigid steel square tube to give rigidity for a lifetime of use

10 year
Guarantee



Square

Code	Dimensions		£ inc VAT
Z1158	700 x 700mm	(A/1)	£89.00
Z1159	760 x 760mm	(A/1)	£89.00
Z1160	800 x 800mm	(A/1)	£105.00
Z1161	900 x 900mm	(A/1)	£145.00
Z1162	1000 x 1000mm	(A/5)	£195.00



Offset Quadrant (550mm Radius)

Code	Dimensions		£ inc VAT
Z1195	900 x 760mm - LH	(E/3)	£199.00
Z1196	900 x 760mm - RH	(E/3)	£199.00
Z1197	900 x 800mm - LH	(E/3)	£199.00
Z1198	900 x 800mm - RH	(E/3)	£199.00
Z1199	1000 x 800mm - LH	(E/3)	£179.00
Z1200	1000 x 800mm - RH	(E/3)	£179.00
Z1201	1200 x 800mm - LH	(E/3)	£199.00
Z1202	1200 x 800mm - RH	(E/3)	£199.00
Z1203	1200 x 900mm - LH	(E/3)	£209.00
Z1204	1200 x 900mm - RH	(E/3)	£209.00

Right hand illustrated



Rectangular with Offset Waste

Code	Dimensions		£ inc VAT
Z1163	900 x 760mm	(A/1)	£139.00
Z1164	900 x 800mm	(A/1)	£149.00
Z1165	1000 x 700mm	(A/1)	£159.00
Z1166	1000 x 760mm	(A/1)	£159.00
Z1167	1000 x 800mm	(A/1)	£159.00
Z1168	1000 x 900mm	(A/1)	£179.00
Z1169	1100 x 700mm	(B/2)	£169.00
Z1170	1100 x 760mm	(B/2)	£169.00
Z1171	1100 x 800mm	(B/2)	£169.00
Z1172	1100 x 900mm	(B/2)	£199.00
Z1173	1200 x 700mm	(B/2)	£169.00



Pentangle

Code	Dimensions		£ inc VAT
Z1191	900 x 900mm	(C/3)	£189.00
Z1246	1000 x 1000mm	(C/3)	£269.00



Rectangular with Central Waste

Code	Dimensions		£ inc VAT
Z1174	1200 x 760mm	(B/2)	£169.00
Z1175	1200 x 800mm	(B/2)	£179.00
Z1176	1200 x 900mm	(B/2)	£189.00
Z1230	1200 x 1000mm	(B/2)	£229.00
Z1177	1400 x 800mm	(B/2)	£249.00
Z1178	1400 x 900mm	(B/2)	£249.00
Z1179	1500 x 700mm	(B/2)	£299.00
Z1180	1500 x 760mm	(B/2)	£299.00
Z1181	1500 x 800mm	(B/2)	£299.00
Z1182	1600 x 700mm	(B/2)	£349.00
Z1232	1600 x 900mm	(B/2)	£349.00
Z1183	1700 x 700mm	(B/2)	£349.00
Z1184	1700 x 760mm	(B/2)	£349.00
Z1185	1700 x 800mm	(B/2)	£349.00
Z1245	1800 x 900mm	(B/2)	£419.00



Turbo Waste 90mm

Code	Dimensions		£ inc VAT
Z1205	Turbo Shower Waste		£19.00



Shower Tray Leg Sets & Panel Kits

If you are unable to run your waste pipe under the floor, Zamori offers leg sets and panels to allow you to raise the tray up by 100mm. To establish which leg set and panel kit is suitable for your chosen tray, refer to the letter and number in brackets against each tray.



Panel Kits

Code	Dimensions		£ inc VAT
ZP1	Panel Kit A		£50.00
ZP2	Panel Kit B		£50.00
ZP3	Panel Kit C		£45.00
ZP4	Panel Kit D		£30.00
ZP5	Panel Kit E		£45.00

Leg Sets

Code	Dimensions		£ inc VAT
ZL1	Leg Set 1		£25.00
ZL2	Leg Set 2		£45.00
ZL3	Leg Set 3		£30.00
ZL4	Leg Set 4		£55.00
ZL5	Leg Set 5		£50.00



Walk-In Rectangular Internal

Code	Dimensions		£ inc VAT
Z1186	1400 x 900mm	(B/2)	£299.00
Z1187	1600 x 800mm	(B/2)	£349.00
Z1188	1700 x 800mm	(B/2)	£349.00



Quadrant (550mm Radius)

Code	Dimensions		£ inc VAT
Z1192	800 x 800mm	(D/4)	£129.00
Z1193	900 x 900mm	(D/4)	£149.00
Z1194	1000 x 1000mm	(D/5)	£189.00



Sealing Strip

The Zamori 'Easyseal' water sealing strip will ensure that you have years of leak free usage of your shower. It prevents water seeping between the tray and wall. This is especially important in bathrooms with wooden floors where movement is far more likely.

Code	Dimensions		£ inc VAT
Z1208	3.5m length sealing strip		£16.00

Zamori™

40mm High Shower Trays from Zamori

- 40mm high shower trays for that contemporary low profile look
- High quality acrylic finish
- A collection of the most popular shower tray sizes
- Turbo shower waste
- Panel & Legset available for all trays
- For availability see letter & number in brackets against each tray
- Zamori 40mm trays are an exceedingly strong and rigid tray produced with a high tech acrylic moulding process. See car test below



Square

Code	Dimensions		£ inc VAT
Z1233	760 x 760mm	(A/7)	£67.00
Z1234	800 x 800mm	(A/7)	£79.00
Z1235	900 x 900mm	(A/7)	£119.00

Waste, Panels & Leg Sets

Turbo Waste 90mm

Code	Dimensions	£ inc VAT
Z1205	Turbo Shower Waste	£19.00



Shower Tray Leg Sets & Panel Kits

If you are unable to run your waste pipe under the floor, Zamori offers leg sets and panels to allow you to raise the tray up by 100mm.

To establish which leg set and panel kit is suitable for your chosen tray, refer to the letter and number in brackets against each tray.

Panel Kits

Code	Dimensions	£ inc VAT
ZP1	Panel Kit A	£50.00
ZP2	Panel Kit B	£50.00
ZP4	Panel Kit D	£30.00
ZP5	Panel Kit E	£45.00



Leg Sets

Code	Dimensions	£ inc VAT
ZL6	Leg Set 6	£17.00
ZL7	Leg Set 7	£22.00
ZL8	Leg Set 8	£37.00
ZL9	Leg Set 9	£42.00
ZL10	Leg Set 10	£47.00



Sealing Strip

The Zamori 'Easyseal' water sealing strip will ensure that you save years of leak free usage of your shower. It prevents water seeping between the tray and wall. This is especially important in bathrooms with wooden floors, where movement is far more likely.

Code	Dimensions	£ inc VAT
Z1208	3.5m length sealing strip	£16.00



Rectangular with Central Waste

Code	Dimensions		£ inc VAT
Z1236	1200 x 760mm	(B/8)	£132.00
Z1237	1200 x 800mm	(B/8)	£141.00
Z1238	1200 x 900mm	(B/8)	£149.00
Z1239	1400 x 800mm	(B/9)	£199.00
Z1240	1700 x 760mm	(B/10)	£279.00



Quadrant


Code	Dimensions		£ inc VAT
Z1241	80 x 80cm	(D/6)	£98.00
Z1242	90 x 90cm	(D/6)	£115.00



Offset Quadrant

Code	Dimensions		£ inc VAT
Z1243	120 x 90cm - LH	(E/9)	£165.00
Z1244	120 x 90cm - RH	(E/9)	£165.00

So strong these trays can hold a 1.85 ton car!



Underside of tray
- rib structure gives added strength

To demonstrate its strength a car was driven onto a Zamori 40 tray. The tray supported the weight of the car with nothing to show but a tyre track!





Sommer
by Barwick

Quality Specifications

- Toughened Safety Glass (6mm)
- b clean - Easy Clean Glass
- Bath Screen: Lifetime Guarantee
- Shower Bath: 10 Year Guarantee
- Screen adjusts for easy and secure fixing (see page 19 for full details)
- Chrome Finish Bath Screens
- Bath screen pivots in and out of the bath (180°)
- White bath

Shower Baths

L Shaped



Right hand illustrated

P Shaped



Right hand illustrated

bclean

Cleaning made easy

b clean is a feature of all glass on all Sommer products.

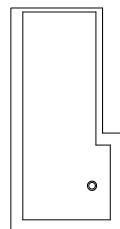
Guarantees:

Bath Screen:

Shower Bath:

Lifetime
Guarantee

10 year
Guarantee



Left hand illustrated

L Shaped Bath

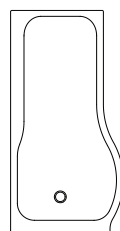
Code	Dimensions	£ inc VAT
SOB01	1700 x 850/700mm - Left hand	£220.19
SOB02	1700 x 850/700mm - Right hand	£220.19

Panels

Code	Description	£ inc VAT
SOB03	Front Panel 1700mm	£96.60
SOB10	End Panel 700mm	£62.40

Bath Screen

Code	Description	£ inc VAT
SO54	730 x 170 x 1470mm - with towel rail	£163.20



Left hand illustrated

P Shaped Bath

Code	Dimensions	£ inc VAT
SOB11	1700 x 850/700mm - Left hand	£220.19
SOB12	1700 x 850/700mm - Right hand	£220.19

Panels

Code	Description	£ inc VAT
SOB13	Front Panel 1700mm	£96.60
SOB10	End Panel 700mm	£62.40

Bath Screen

Code	Description	£ inc VAT
SO51	746 x 1470mm with chrome knob	£163.20



Sommer
by Barwick

Quality Specifications

- Toughened Safety Glass (6mm)
- b clean - Easy Clean Glass
- Lifetime Guarantee
- Adjustment for easy and secure fixing (see below for full details)
- Chrome Finish
- Can be installed on left or right of bath
- Bath screen pivots in and out of the bath (180°)

Bath Screens

Half Radius




Square



Half Radius Bath Screen

Code SO52 Dimensions 800 x 1500mm

£ inc VAT
£143.34



Square Bath Screen

Code SO53 Dimensions 800 x 1500mm

£ inc VAT
£143.34

Adjustments for enclosures, doors, wetroom panels & bath screens

All Sommer enclosures, wetrooms and bathscreens allow adjustment for easy secure fixing.

Quadrant Double Door
20mm on each profile

Pivot

Adjustments in an alcove

760mm: 720 - 760mm
800mm: 760 - 800mm
900mm: 860 - 900mm

Quadrant Single Door
20mm on each profile

Slider

Adjustments in an alcove

1000mm: 960 - 1000mm
1100mm: 1060 - 1100mm
1200mm: 1160 - 1200mm
1400mm: 1360 - 1400mm
1500mm: 1460 - 1500mm
1600mm: 1560 - 1600mm
1700mm: 1660 - 1700mm

Bi-Fold

Adjustments in an alcove

760mm: 720 - 760mm
800mm: 760 - 800mm
900mm: 860 - 900mm

Side Panels

20mm on each profile

Wetrooms


Glass Adjustments

700mm: 665 - 690mm
760mm: 725 - 750mm
800mm: 765 - 790mm
900mm: 865 - 890mm
1000mm: 965 - 990mm
1100mm: 1065 - 1090mm
1200mm: 1165 - 1190mm

Bath Screens

Half Radius: 780 - 800mm
Square: 780 - 800mm
P Shaped: 721 - 746mm
L Shaped: 705 - 730mm

Your local stockist



Sommer
by Barwick

Distributed by
Barwick Bathroom Distribution LLP

We reserve the right to alter or amend product details without prior notice.
All dimensions are nominal. Errors and omissions excepted.
All prices are inclusive of VAT at 20%

Ref: SOMLIT/01.12